



FORT PITT
GRAMMAR SCHOOL

GCSE ENGLISH

A **Beyond** ACADEMY
SCHOOLS TRUST

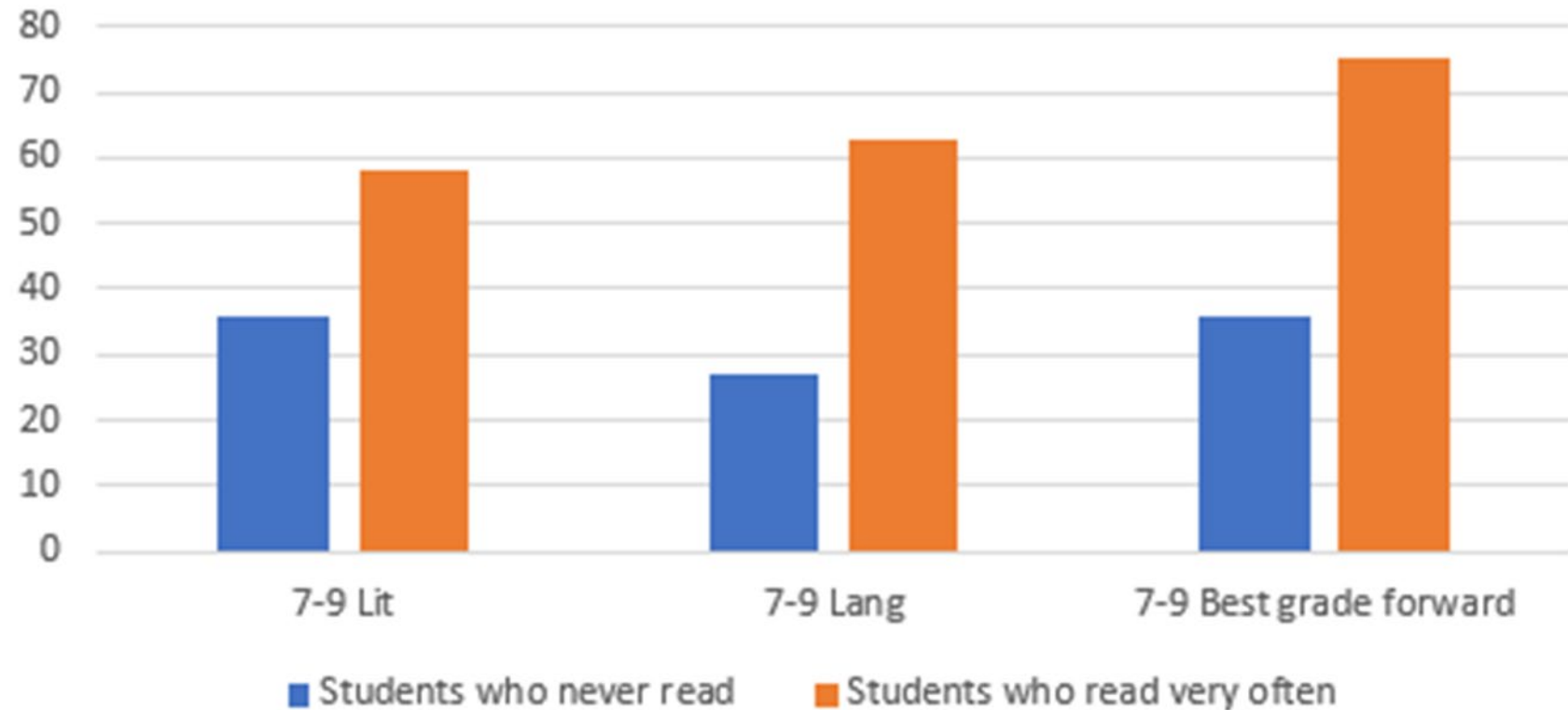
Reading facilitates progress for all Subjects



“The strongest predictor of reading growth from age 10-16 is whether a child reads for pleasure.”

Sullivan and Brown (2015) Reading for Pleasure and Progress in vocabulary and Mathematics

Impact of Reading Identity on Percentage of Students Achieving Grade 7-9 in English



Need some reading suggestions? [Best books for teens \(teen\) | BookTrust](#)

GCSE English Language

- Key exam information
- Exam content information
- Revision resources
- Subject specific revision and exam technique
- Top tips for parents
- Top tips for students

Key Exam Dates

- Paper 1 (Reading and Writing Fiction)
23rd May 2024 – am
- Paper 2 (Reading and Writing Non-Fiction)
6th June 2024 – am

Exam board



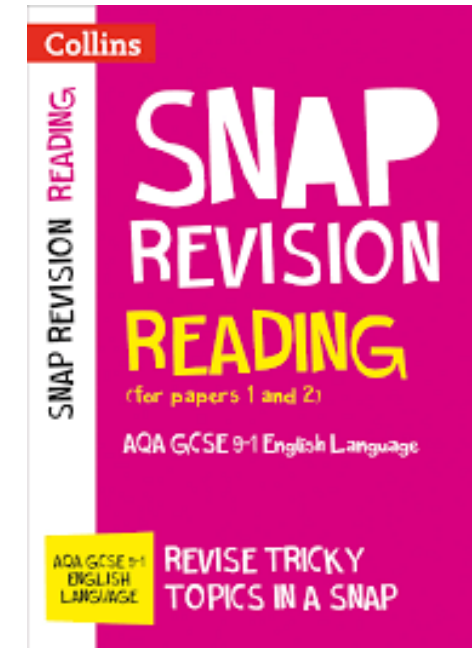
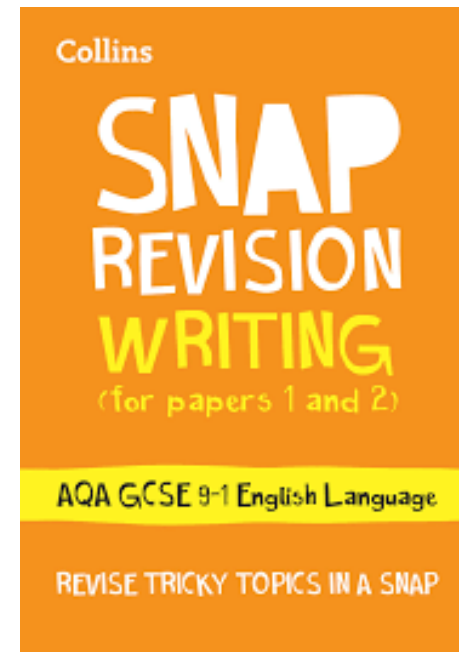
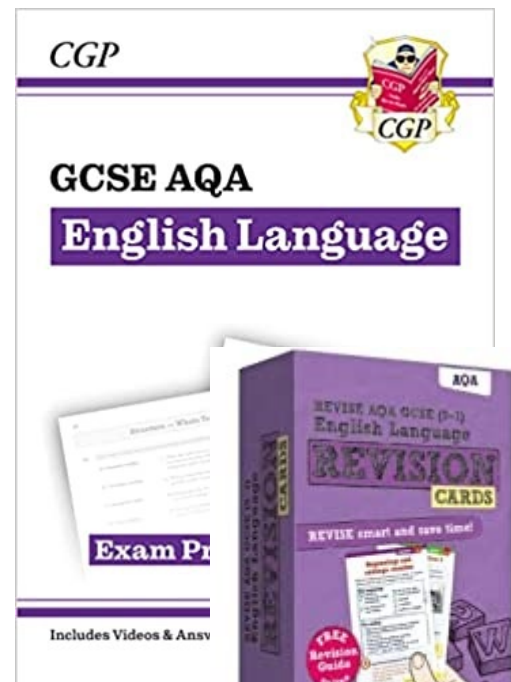

AQA

<https://www.aqa.org.uk/find-past-papers-and-mark-schemes>

[AQA | English | GCSE | English Language](#)

Revision resources

- The **student's English notebook** will be an excellent source of materials and strategies formulated from our experience as teachers and examiners, tried and tested, shared strategies.
- There is also a healthy market for **revision guides** – students have found these editions useful in the past – they should supplement, rather than replace your class notes.



Specific Revision and Exam technique

- It is a common myth that you ‘can’t revise for English language’ – this is due to the reading content of the examination being unseen.
- You might not be able to revise content – but you *can prepare*
- As you may know, grade boundaries are not fixed, they are allocated by distribution – so we know that in order to achieve a grade 7 (A) or above we need to PREPARE to read and write in a way which is significantly higher quality than other students who sit the examination. PREPARE TO DO MORE TO ACHIEVE MORE

1

2

3

4

5

6

7

8

9



Specific Revision and Exam technique

- Past papers – student will have access to papers to provide familiarity and opportunity to experience similar challenge of reading GCSE.
- Questions do not change -specific strategies – students will have been taught acronyms (such as PETAL, SQI, WWW, AFOREST) to help guide their responses.
- Vocabulary banks – lists of sophisticated words to use in their writing (e.g. ‘deplorable’ instead of bad/horrible, ‘diminutive’ instead of small) A child reading good quality writing for 20 minutes every day, or more, can learn upward of two million words annually
- Revise terminology – these are the keys to successful reading comprehension – students have lists of these in their books.

Online Revision tools

- Parents and students should be wary of on-line content makers who ‘teach to grades’ – for example ‘Use this story and you will get a grade 9 (A**)’. Contributors like this are more concerned with likes and exposure than the integrity of your exam response.
- There are, however, some really good quality contributors, such as Mr Bruff (available on [Mr Bruff English Lang P 1](#) who have a more skills-based approach to revision and will rarely discuss grades and outcomes as fixed points.
- Trusted websites such as BBC Bitesize [GCSE English Language](#) [BBC Bitesize](#) are also reliable.

AVOID!



BBC
Bitesize

Beyond
SCHOOLS TRUST

As a parent/carer how can I help?

- Challenge the notion ‘I don’t need to revise for English Language with ‘yes, but you can prepare’’.
- Ask them to show you their revision cards with strategies for each question
- Test them on the acronyms such as AFOREST for methods for Paper 2.
- Ask to read or hear stories and descriptions they have written.
- Students will always have a picture to stimulate their writing. Can you provide stimulus in the way of a photograph or a painting you like? Time it – 45 mins!

As a parent/carer how can I help?

- Challenge the notion ‘I don’t need to revise for English language with ‘yes, but you can prepare’.
- Ask them to show you their revision cards with strategies for each question
- Test them on the acronyms such as AFOREST for methods for Paper 2.
- Ask to read stories and descriptions they have written.
- Students will always have a picture to stimulate their writing. Can you provide stimulus in the way of a photograph or a painting you like?



As a parent/carer how can I help?

- Challenge the notion ‘I don’t need to revise for English language with ‘yes, but you can prepare’.
- Ask them to show you their revision cards with strategies for each question
- Test them on the acronyms such as AFOREST for methods for Paper 2.
- Ask to read stories and descriptions they have written.
- Provide stimulus for writing – a photograph or a painting you like. TIME IT! 45 minutes



GCSE English Literature

- Key exam information
- Exam content information
- Revision resources
- Subject specific revision and exam technique
- Top tips for parents
- Top tips for students

Key Exam Dates - Literature

- Paper 1 (Shakespeare and 19th Century novel) – 13th May 2024 (am)
- Paper 2 (Poetry Anthology, An Inspector Calls, Unseen Poetry) – 20th May 2024 (am)

Exam board



AQA

<https://www.aqa.org.uk/find-past-papers-and-mark-schemes>

[AQA | English | GCSE | English Literature](#)

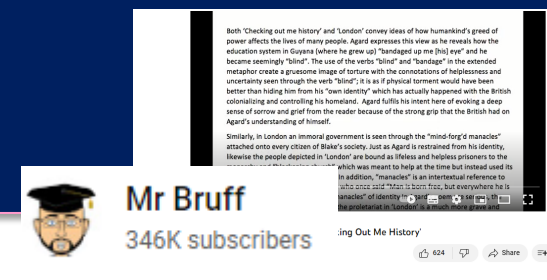
Revision resources

- Again, the student's English notebook will be an excellent source of materials and strategies formulated from our experience as teachers and examiners, tried and tested, shared strategies.
- There is also a healthy market for revision guides – students have found these editions useful in the past – they should supplement, rather than replace class notes.



Specific Revision and Exam technique

- Re-read the texts – the BEST kind of revision is from the BOOK itself – re-read critical chapters of the novel, or most important scenes of the play, poems you feel most rusty on.
- Mind-mapping characters and themes - with quotations and practice analysis.
- Break up the texts - what happens in chapters 5, 10, 15, 20? 10, 20, 30, 40? Easier to remember key plot points than the whole text! Zoom in on 3-4 favoured poems from the anthology.
- Using practice questions to write up TIMED practice essay responses (45 mins)
- Recommended on-line resources:



As a parent/carer how can I help?

- Listen to the texts with your child on audiobook in the car, watch good quality films of the novels and plays to revise character/plot.
- Test your child on quotations – put them on post-it notes around the house in visible places – above mirrors, on the fridge...where they are most likely to be seen, often.
- Ask them to tell you the plot of the texts forwards – then backwards – this demonstrates very secure knowledge!
- A – Z of the text – think of a quotation, character name, key technical term for each letter – be flexible with X, Z 😊
- PREPARE to DO more to ACHIEVE more!

