



**FORT PITT**  
GRAMMAR SCHOOL

# GCSE REVISION EVENING

## Geography

Miss N Smith

A **Beyond** ACADEMY  
SCHOOLS TRUST

# GCSE Geography



- Key exam information
- Exam content information
- Revision resources
- Subject specific revision and exam technique
- Top tips for parents
- Top tips for students

# Key Exam Dates



- Decision Making material released
  - 22<sup>nd</sup> March AM
- Paper 1: Living with the physical environment
  - Friday 17<sup>th</sup> May, PM, 1h 30 min
- Paper 2: Living with the human environment
  - Wednesday 5<sup>th</sup> June, AM, 1h 15 min
- Paper 3: Geographical applications
  - Friday 14<sup>th</sup> June, AM, 1hr

# Exam board



## AQA GCSE Geography (8035)

The screenshot shows the AQA website page for the GCSE Geography (8035) introduction. The page layout includes a top navigation bar with 'Contact us', 'About us', and 'Log in' links, and a 'Site search' box. Below this is a main navigation menu with 'Subjects', 'Qualifications', 'Professional development', and 'Exams administration'. The breadcrumb trail reads: 'Subjects / Geography / GCSE / Geography (8035) / Introduction'. On the left, a sidebar menu for 'Geography (8035)' lists 'Introduction' (selected), 'Specification at a glance', 'Subject content', 'Scheme of assessment', 'General administration', 'Planning resources', 'Teaching resources', and 'Assessment resources'. The main content area is titled 'Introduction' and features a 'Hide >' button. The text under 'Why choose AQA for GCSE Geography' describes the course's focus on physical and human themes. A 'Download' section offers a PDF of the 'Specification for first teaching in 2016 (419.2 KB)'. A purple call-to-action box asks 'Thinking of teaching Geography with us?' with a 'Yes, tell me more' button. At the bottom, there is a small image of three people and a link to 'aqa.org.uk/geography'.

**AQA** Realising potential

Contact us About us Log in Site search

Subjects Qualifications Professional development Exams administration

Subjects / Geography / GCSE / Geography (8035) / Introduction

### Geography (8035)

- Introduction
- Specification at a glance
- Subject content
- Scheme of assessment
- General administration
- Planning resources
- Teaching resources
- Assessment resources

## Introduction

Hide >

### Why choose AQA for GCSE Geography

Our specification enables a variety of teaching and learning approaches. This exciting and relevant course studies geography in a balanced framework of physical and human themes and investigates the link between them.

Students will travel the world from their classroom, exploring case studies in the United Kingdom (UK), higher income countries (HICs), newly emerging economies (NEEs) and lower income countries (LICs). Topics of study include climate change, poverty, deprivation, global shifts in economic power and the challenge of sustainable resource use. Students are also encouraged to understand their role in society, by considering different viewpoints, values and attitudes.

We created this specification with help from teachers and subject experts and we're confident you'll enjoy teaching it as much as your students will enjoy learning.

Upon completion of this two year course, students will have the skills and experience to progress onto A-level and beyond.

You can find out about all our Geography qualifications at [aqa.org.uk/geography](https://www.aqa.org.uk/geography)

### Download

Specification for first teaching in 2016 (419.2 KB)

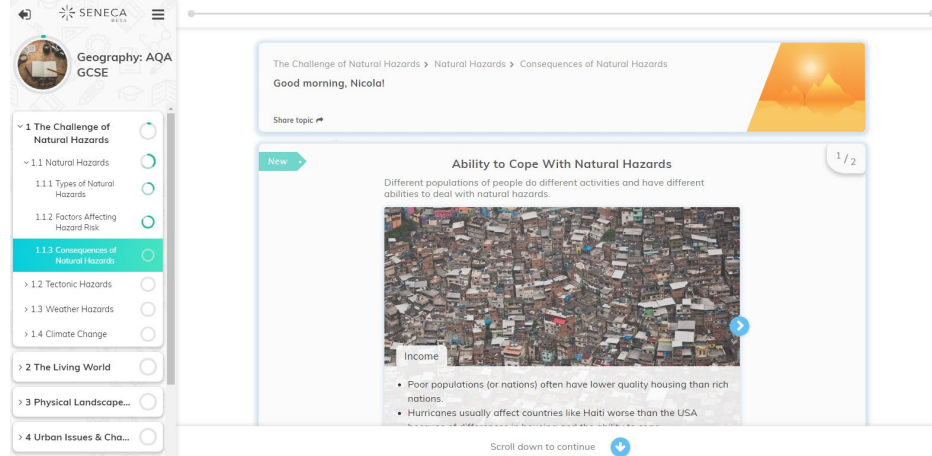
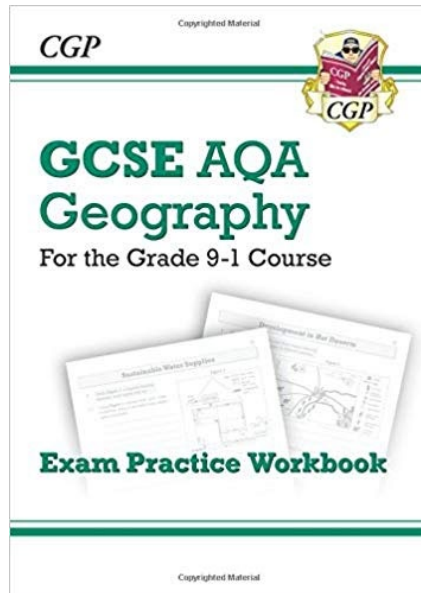
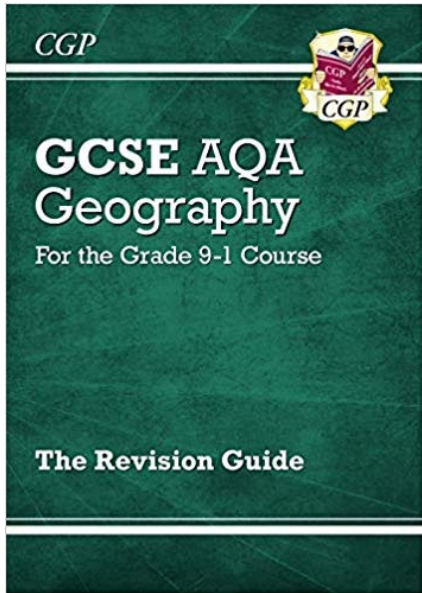
### Thinking of teaching Geography with us?

Yes, tell me more

[aqa.org.uk/geography](https://www.aqa.org.uk/geography)

<https://www.aqa.org.uk/subjects/geography/gcse/geography-8035/introduction>

# Revision resources



<https://app.senecalearning.com/classroom/course/5a073d30-21f8-11e8-8c19-619061cc7240/section/d5c22ac0-5a15-4000-934c-c40195deee94>

<https://www.cgpbooks.co.uk/secondary-books/geography>



# Geography specific revision and exam technique



- Key terminology and definitions are **VITAL**
- **CASE STUDIES**- Name, location, date, causes, effects, responses
- **9 and 6 MARKERS** - Read & answer the actual question! To what extent/Describe/explain... Use the structure- on the one hand/on the other hand OR however. Use the 'so what' rule twice to help you expand your explanations.
- Timing is **CRUCIAL**
- Resource based questions- **ALWAYS** use the resource in your answer

# Geography specific revision and exam technique



- Always **PLAN** longer answers
- All 6 and 9 markers require a **case study**
- All 9 markers require a **conclusion**
- 1 mark questions **DO NOT** need long sentences
- Always write down units if your answer is numerical
- Decision making needs **JUSTIFICATION**
- **SUSTAINABILITY**- economic, social, environmental
- Mind maps, cue cards, revision guides

# As a parent how can I help?



- Test key word knowledge from the checklist- have them on the fridge!
- Learn the case studies
- Students write an answer- use the mark scheme to check their understanding
- Visit the coast/river
- Practice basic Maths skills- percentages, averages, graphical analysis...