



**FORT PITT**  
GRAMMAR SCHOOL

# GCSE REVISION EVENING

## Drama

Mrs T Reeves

A **Beyond** ACADEMY  
SCHOOLS TRUST

# GCSE Drama

- Key exam information
- Exam content information
- Revision resources
- Subject specific revision and exam technique
- Top tips for parents
- Top tips for students



# Exam board



# Eduqas GCSE Drama



# Key Exam Dates



Component 1: Devising Theatre (40%)

Wednesday 18<sup>th</sup> October 2023 (Completed)

Component 2: Performing From a Text (20%)

February 2024

Component 3: Interpreting Theatre (40%)

Thursday 9<sup>th</sup> May 2024 -PM (1hr 30min)

# Key Exam Information



**Component 3 (40%) Interpreting Theatre**  
**Written Exam – 1hr 30 mins – 60 Marks**

**Section A – Set Text**

“Noughts and Crosses” – Malorie Blackman

**Section B – Live Theatre Review**

# Key Exam Information



## Section A – Set Text (45 marks)

“Noughts and Crosses” – Malorie Blackman

A series of questions assessing knowledge and understanding of an extract from the set text.

(30 marks)

One question assessing knowledge and understanding of the wider text

(15 marks)

*These questions will cover elements of acting, directing and design.*

# Key Exam Information



## Section B – Live Theatre Review (15 marks)

One question from a choice of two, requiring analysis and evaluation of a given aspect of a live theatre production.

*These questions will cover elements of acting, directing and design.*

# Key Exam Information



## Section A – Set Text

### “Noughts and Crosses” – Malorie Blackman Sample Question....

(a) Explain how an actor playing the role of **Sephy** in this extract, could communicate her character to the audience. (15)

In your answer refer to:

- Character motivation
- Voice
- Movement
- Interaction



# Key Exam Information



## Section A – Set Text

“Noughts and Crosses” – Malorie Blackman  
Sample Question....

Explain how at least **one** key scene can be designed for a **thrust stage**. (15)

In your answer refer to:

- Structure and style
- Set
- Mood and atmosphere
- How the play as a whole was originally staged

# Key Exam Information



## Section B – Live Theatre Review (15 marks)

Sample question...

**Either.....**

Analyse and evaluate how props and set are used in **two** key scenes to communicate meaning to the audience.

In your answer refer to:

- ☐ the style of the production
- ☐ how set and props are used to create atmosphere and communicate meaning
- ☐ your response to the performance as an audience member.

**[15 marks]**

# Key Exam Information



## Section B – Live Theatre Review (15 marks)

Sample question...

**Or.....**

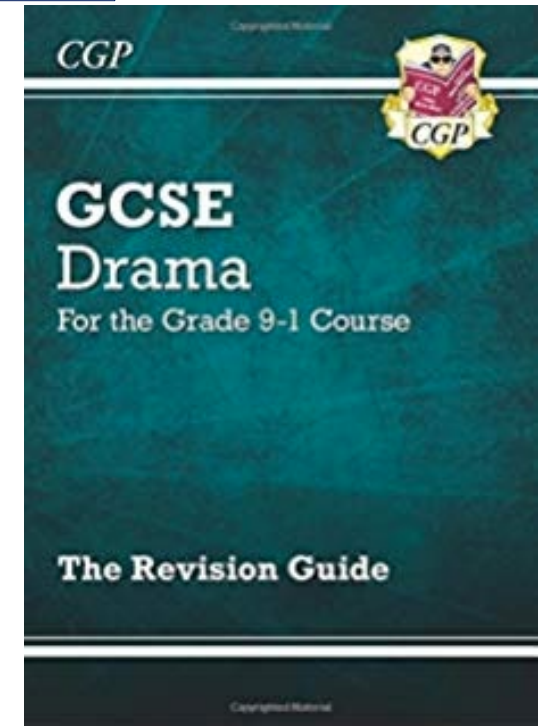
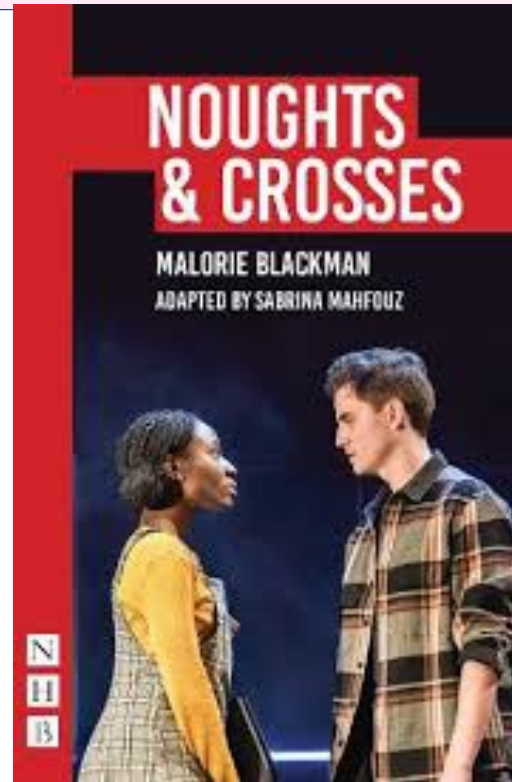
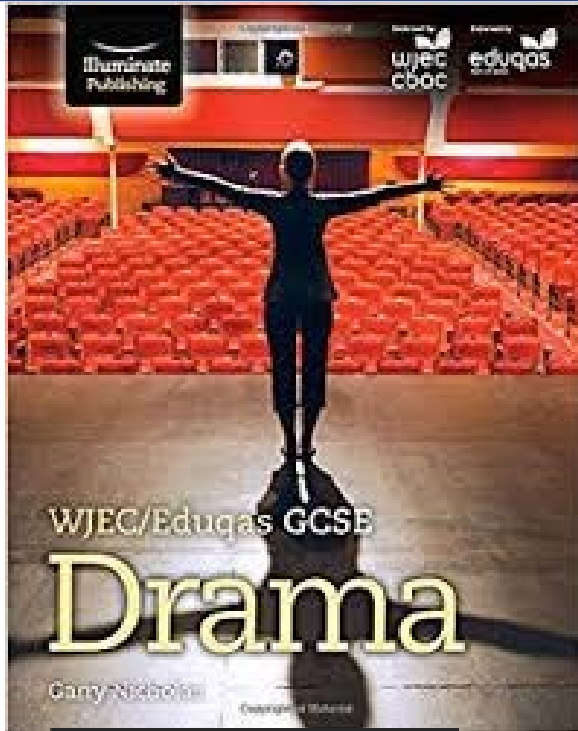
Analyse and evaluate how movement skills in **two** key scenes communicate meaning to the audience.

In your answer refer to:

- ☐ the style of the production
- ☐ how movement skills are used to create character and communicate meaning
- ☐ your response to the performance as an audience member.

**[15 marks]**

# Revision resources



**National  
Theatre**

**BBC  
Bitesize**



**The Paper Birds**

# Drama specific revision and exam technique



Other than the information already stipulated, the exam is not predictable in terms of how questions are phrased, focused or structured.

Students need to be able to think on their feet from the perspective of a performer, director, designer and audience member.

Firm understanding of the set text and live theatre piece, as well as a confident grasp of terminology is vital.

# Drama specific revision and exam technique



- Timing is CRUCIAL; students will be given a breakdown of how long to spend on each section / question.
- Pay attention to the marks awarded for a question, ensuring an appropriate number of points are made (with justification).
- All ideas should be fully justified
- Live Theatre Evaluation– this should also incorporate your personal response / opinion

# As a parent how can I help?



- Read practice exam answers; can you envisage how design ideas would work? Are ideas justified? *DOES IT ANSWER THE QUESTION?*
- Visit the theatre whenever possible (or watch online theatre) – discuss what you have seen
- Encourage your child to use the folder of exam resources on Teams. This also contains a list of specific revision tasks that students can select from.