



FORT PITT
GRAMMAR SCHOOL

GCSE REVISION EVENING

Philosophy, Religion & Ethics

Ms L Harvey

A **Beyond** ACADEMY
SCHOOLS TRUST

GCSE Philosophy, Religion & Ethics

- Key exam information
- Exam content information
- Revision resources
- Subject specific revision and exam technique
- Top tips for parents
- Top tips for students

Key Exam Dates

- Paper 1: Study of Religions (Islam and Christianity)
 - 9 May am (1h 45m)
- Paper 2: Thematic Studies
 - 16 May pm (1h 45m)

Exam board



AQA Religious Studies A (8062)



Contact us About us Join us Log in Search aqa.org.uk

Subjects Qualifications Professional development Exams admin

Subjects / Religious Studies / GCSE / Religious Studies A (8062) / Specification at a glance

GCSE Religious Studies A
8062

Specification Planning resources Teaching resources Assessment resources Key dates

Introduction

Specification at a glance

This qualification is linear. Linear means that students will sit all their exams at the end of the course.

Specification at a glance

Subject content

Subject content

Students must take assessments in the following two components in the same series:

3.1 Component 1: The study of religions: beliefs, teachings and practices

- Component 1: The study of religions: beliefs, teachings and practices
- Component 2: Thematic studies

3.2 Component 2: Thematic studies

Assessments

Updated

Update to information on routes through the specification. Also, there are now 6 marks for spelling, punctuation and grammar (SPaG) in Component 1 and 3 marks for spelling, punctuation and grammar in Component 2.

Scheme of assessment

General administration

Component 1: The study of religions: beliefs, teachings and practices

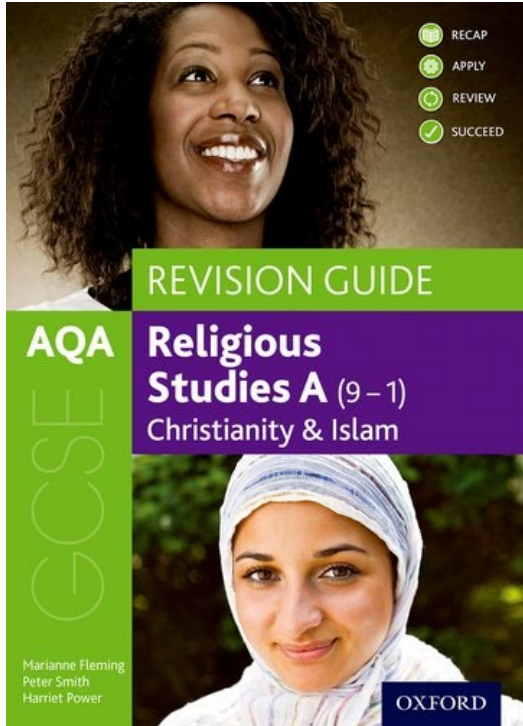
What's assessed

Beliefs, teachings and practices of **two** from:

- Buddhism
- Christianity
- Catholic Christianity

<https://www.aqa.org.uk/subjects/religious-studies/gcse/religious-studies-a-8062/specification-at-a-glance>

Revision resources




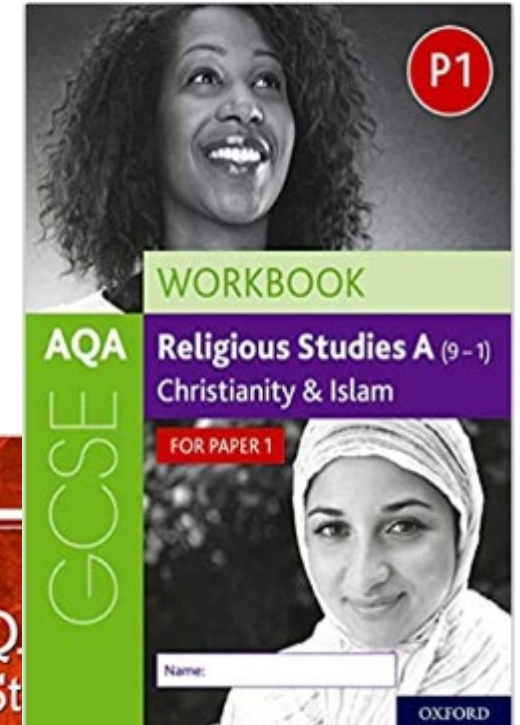
RP Religion, Philosophy and Ethics

+ New Upload Edit in grid view Share

Documents > 1. GCSE

Name
1. Islam Beliefs
10. Revision
2. Christian Beliefs
3. Islam Practices
4. Philosophy of Religion
5. Relationships and the Family
6. Religion and Life
7. Christian Practices

[Religion, Philosophy and Ethics - 1. GCSE - All Documents \(sharepoint.com\)](#)



Specific revision and exam technique

- **TIMED PRACTICE** is essential. Timing in the exam is tight (only 25 minutes per unit) – practise writing 12 markers in 15 minutes and practise writing the other questions as well (these get roughly 1 mark per minute).
- **KEY TERMS** – use the **glossaries** for each unit and learn key vocab by creating flashcards and/or quizlets.
- **PLANNING** - Use the lists of **practice questions** for each unit to create plans for each question. Also, plan evaluation points and your opinion (you shouldn't wait until the exam to think about your view!!)
- **MINDMAPS** – create A3 sheets with key beliefs, key terms, quotes and examples. Write these in different colours or add pictures to aid memory.
- **RECALL PRACTICE** – test yourself on knowledge of quotes using flashcards or quizlet. Cover up the answers and write down the ones you don't know. The next day, practise recall of just the ones you don't know. And repeat...You will soon know them all!

Specific revision and exam technique

- **EXAM TECHNIQUE** – this is something that needs revising too! Remember – only give 2 points in a 2 marker, and just 2 developed points in the 4 and 5 marker.
- **Remember** – in Paper 2 you will only answer on FOUR of the thematic topics, not all of them!
- **QUOTES** from sacred sources are needed but:
 - don't forget you also need to be able to **explain and apply** the quotes accurately - you can practise this in advance by thinking about what topics you can use the quotes for. Some quotes are perfect for a number of different questions!
 - More than one interpretation? - that's even better – explain different interpretations for extra analysis marks in the 12 marker.
 - As well as quotes, you can also use **stories from scripture or paraphrase** the quote too. **Examples** from the life of Jesus and Muhammad (pbuh) are often applicable.
 - You must give the **source** and **embed** the quote in 5 mark questions. Here's example wording for how to do this: *In the Bible it states, "..."* which means that...

As a parent/carer how can I help?



- Use the specification list and ask students' **their opinion** on the range of topics covered. You can also **challenge their views** to encourage them to respond to criticisms.
- Test them on their **key terms** and ask them to 'fill in the blanks' for **religious quotes**.
- **Time them** writing 12 markers (15 minutes each). Then read through their responses to check how fluent, logical and well argued their responses are to help them improve.
- **Discuss** ethical/religious issues that appear in the news eg. same-sex marriage and the Church of England has been in the news recently; as have the protests by Just Stop Oil and the conflict in Palestine. They are all useful examples which relate to topics that we cover during the course and there are many more...